

Introductory sub-table (I)(a)


Name of the Company: Advik Industries Limited			
Scrip Code, Name of the scrip, class of security:			
Quarter ended: 30th June, 2015			
Partly paid-up shares:-		No. of partly paid-up shares	As a % of total no. of partly paid-up shares
Held by promoter/promoter group		0	0
Held by public		0	0
Total		0	0
As a % of total no. of shares of the company			
Partly paid-up shares:-		No. of partly paid-up shares	As a % of total no. of shares of the company
Held by promoter/promoter group		0	0
Held by public		0	0
Total		0	0
As a % of total no. of shares of the company, assuming full conversion of the convertible securities			
Outstanding convertible securities: No. of outstanding convertible securities			
Held by promoter/promoter group		0	0
Held by public		0	0
Total		0	0
As a % of total no. of shares of the company, assuming full conversion of the convertible securities			
Warrants:-			
No. of warrants		As a % of total no. of warrants	As a % of total no. of shares of the company, assuming full conversion of warrants
Held by promoter/promoter group		0	0
Held by public		0	0
Total		0	0
As a % of total no. of shares of the company, assuming full conversion of warrants and convertible securities			

45873600

For ADVIK INDUSTRIES LTD.
 Mr. R. K. Kulkarni
 Director

Statement Showing Shareholding Pattern


Category code	Category of Shareholder	Table I(a)						
		Number of Shareholders	Total number of shares	Number of shares held in dematerialized form	Total shareholding as a percentage of total number of shares		Shares Pledged or otherwise encumbered	
					As a percentage of (A+B) ¹	As a percentage of (A+B+C)	Number of shares	As a percentage
(I)	(II)	(III)	(IV)	(V)	(VI)	(VII)	(VIII)	(IX) = (VII)/(IV)*100
(A)	Shareholding of Promoter and Promoter Group²							
1	Indian							
(a)	Individuals/ Hindu Undivided Family	5	2465960	NIL	53.75	53.75	NA	NA
(b)	Central Government/ State Government(s)	NIL	NIL	NIL	NIL	NIL	NA	NA
(c)	Bodies Corporate	NIL	NIL	NIL	NIL	NIL	NA	NA
(d)	Financial Institutions/ Banks	NIL	NIL	NIL	NIL	NIL	NA	NA
(e)	Any Others (Specify)						NA	NA
(e-i)		NA	NA	NA	NA	NA	NA	NA
(e-ii)		NA	NA	NA	NA	NA	NA	NA
	Sub Total (A)(1)	5	2465960	NIL	53.75	53.75	NA	NA
2	Foreign							
a	Individuals (Non-Residents Individuals/ Foreign Individuals)							
b	Bodies Corporate	NIL	NIL	NIL	NIL	NIL	NA	NA
c	Institutions	NIL	NIL	NIL	NIL	NIL	NA	NA
d	Qualified Foreign Investor	NIL	NIL	NIL	NIL	NIL	NA	NA
e	Any Others (Specify)						NA	NA
e-i		NA	NA	NA	NA	NA	NA	NA
e-ii		NA	NA	NA	NA	NA	NA	NA
	Sub Total (A)(2)	0	0	0	0.00	0.00	0	#DIV/0!
	Total Shareholding of Promoter and Promoter Group (A)=	5	2465960	NIL	53.75	53.75	NA	NA
(B)	Public shareholding							
1	Institutions							
(a)	Mutual Funds/ UTI							
(b)	Financial Institutions/ Banks	NIL	NIL	NIL	NIL	NIL	NA	NA
(c)	Central Government/ State Government(s)	NIL	NIL	NIL	NIL	NIL	NA	NA
(d)	Venture Capital Funds	NIL	NIL	NIL	NIL	NIL	NA	NA
(e)	Insurance Companies	NIL	NIL	NIL	NIL	NIL	NA	NA
(f)	Foreign Institutional Investors	NIL	NIL	NIL	NIL	NIL	NA	NA
(g)	Foreign Venture Capital Investors	NIL	NIL	NIL	NIL	NIL	NA	NA
(h)	Qualified Foreign Investor	NIL	NIL	NIL	NIL	NIL	NA	NA
(i)	Any Other (specify)						NA	NA
(i-i)		NA	NA	NA	NA	NA	NA	NA
(i-ii)		NA	NA	NA	NA	NA	NA	NA
	Sub-Total (B)(1)	NIL	NIL	NIL	NIL	NIL	NA	NA
B 2	Non-institutions							
(a)	Bodies Corporate							
(b)	Individuals	2	306000	NIL	6.67	6.67	NA	NA
i	Individuals - i Individual shareholders holding nominal share capital up to Rs 1 lakh	550	250800	NIL	5.46	5.46	NA	NA
ii	Individual shareholders holding nominal share capital in excess of Rs. 1 lakh	57	155200	NIL	33.90	33.90	NA	NA
(c)	Qualified Foreign Investor	NIL	NIL	NIL	NIL	NIL	NA	NA
(d)	Any Other (specify)						NA	NA
(d-i)	HINDU UNDIVIDED FAMILY	1	8400	NIL	0.20	0.20	NA	NA
(d-ii)								
	Sub-Total (B)(2)	610	2121400	0	46.23	46.23	NIL	NIL
(B)	Total Public Shareholding (B)= (B)(1)+(B)(2)	610	2121400	NIL	100.00	100.00	NIL	NIL
	TOTAL (A)+(B)	615	4587360	NIL	100.00	100.00	NIL	NIL
(C)	Shares held by Custodians and against which Depository Receipts have been issued							
1	Promoter and Promoter Group	NIL	NIL	NIL	NA	NA	NA	NA
2	Public	NIL	NIL	NIL	NA	NA	NA	NA
	Sub-Total (C)							
	GRAND TOTAL (A)+(B)+(C)	615	4587360	NIL	100	100.00	NIL	NIL

For ADVIK INDUSTRIES LTD.

 VIRENDER KUMAR
 DIRECTOR, ADVIK INDUSTRIES LTD.

(D)(b) Statement showing holding of securities (including shares, warrants, convertible securities) of persons belonging to the category "Promoter and Promoter Group"

Sr. No.	Name of the shareholder	Details of Shares held			Encumbered shares (*)			Details of warrants			Details of convertible securities			Total shares (including underlying shares assuming full conversion of warrants and convertible securities) as a % of diluted share capital
		Number of shares held	As a % of grand total (A)+(B)+(C)	No.	As a percentage (VI)=(V)/(III)*100	As a % of grand total (A)+(B)+(C) of sub-clause (1)(a)	Number of warrants held	As a % of total number of warrants of the same class held	Number of convertible securities held	As a % of total number of convertible securities of the same class	(XII)			
1	V.K. AGARWAL	1522460	33.19	NA	NA	NA	NA	NA	NA	NA	NA	NA	NA	
2	MANJU AGARWAL	143400	3.12	NA	NA	NA	NA	NA	NA	NA	NA	NA	NA	
3	RISHAB AGARWAL	392400	8.55	NA	NA	NA	NA	NA	NA	NA	NA	NA	NA	
4	VIRENDRA KUMAR (HUF)	237700	5.18	NA	NA	NA	NA	NA	NA	NA	NA	NA	NA	
5	SHAKUL KUMAR AGARWAL	179000	3.70	NA	NA	NA	NA	NA	NA	NA	NA	NA	NA	
	TOTAL	2465960	53.75	0	0.00	0.00	0	0	0	0	0	0	0	

(*) The term "encumbrance" has the same meaning as assigned to it in regulation 28(3) of the SAST Regulations, 2011

For ADVIK INDUSTRIES LTD.

 Director

(1)(c)(i) Statement showing holding of securities (including shares, warrants, convertible securities) of persons belonging to the category "Public" and holding more than 1% of the total number of shares

Sr. No.	Name of the shareholder	Number of shares held	Shares as a percentage of total number of shares i.e., Grand Total (A)+(B)+(C) indicated in Statement at para (D)(a) above}	Details of warrants		Details of convertible securities		Total shares (including underlying shares assuming full conversion of warrants and convertible securities) as a % of diluted share capital
				Number of warrants held	As a % of total number of warrants of the same class	Number of convertible securities held	% w.r.t total number of convertible securities of the same class	
1	VIPUL GUPTA	64800	1.41	NA	NA	NA	NA	NA
2	RAHUL KUMAR GARG	61200	1.33	NA	NA	NA	NA	NA
3	VINOD KUMAR AGARWAL	65000	1.42	NA	NA	NA	NA	NA
4	AJAY KUMAR KAUSHIK	75400	1.64	NA	NA	NA	NA	NA
5	BHARTI GARG	69300	1.51	NA	NA	NA	NA	NA
6	KAMAL JINDAL	50000	1.09	NA	NA	NA	NA	NA
7	SHASHI GARG	50000	1.09	NA	NA	NA	NA	NA
8	GEETESH GARG	50000	1.09	NA	NA	NA	NA	NA
9	RAKESH GARG	50000	1.09	NA	NA	NA	NA	NA
10	ARROW SIGNS PVT LTD.	150000	3.27	NA	NA	NA	NA	NA
11	AL TOLITE ELECTRO SIGNS PVT LTD	150000	3.27					
12	MANGAL KHETAN	55000	1.20					
TOTAL		890700	19.41	NA	NA	NA	NA	NA

For and on behalf of the Company

 Director/Authorized Person

(I)(c)(ii) Statement showing holding of securities (including shares, warrants, convertible securities) of persons (together with PAC) belonging to the category "Public" and holding more than 5% of the total number of shares of the company

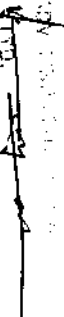
Sr. No.	Name(s) of the shareholder(s) and the Persons Acting in Concert (PAC) with them	Number of shares	Shares as a percentage of total number of shares (i.e., Grand Total (A)+(B)+(C) indicated in Statement at para (I)(a) above)	Details of warrants		Details of convertible securities		Total shares (including underlying shares assuming full conversion of warrants and convertible securities) as a % of diluted share capital
				Number of warrants	As a % total number of warrants of the same class	Number of convertible securities held	% w.r.t total number of convertible securities of the same class	
1	NA	NA	NA	NA	NA	NA	NA	NA
TOTAL		0	0	NA	NA	NA	NA	NA

For ADVIK INDUSTRIES

 VIRENDER KUNDA
 DIRECTOR, FINANCE

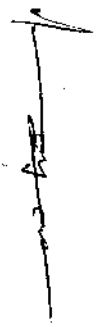
(1)(d) Statement showing details of locked-in shares

Sr. No.	Name of the shareholder	Number of locked-in shares	Locked-in shares as a percentage of total number of shares i.e., Grand Total (A)+(B)+(C) indicated in Statement at para (1)(a) above}
1	NONE		0.00
2			0.00
3			0.00
4			0.00
5			0.00
6			0.00
7			0.00
8			0.00
9			0.00
TOTAL		0	0.00


 DIRECTOR
 DIRECTOR, DIN - 00531201


(II)(a) Statement showing details of Depository Receipts (DRs)

Sr. No.	Type of outstanding DR (ADRs, GDRs, SDRs, etc.)	Number of outstanding DRs	Number of shares underlying outstanding DRs	Shares underlying outstanding DRs as a percentage of total number of shares {i.e., Grand Total (A)+(B)+(C) indicated in Statement at para II(a) above}
1	NOT ANY			
TOTAL		NIL	NIL	NIL



(11)(b) Statement showing holding of Depository Receipts (DRs), where underlying shares held by "promoter/promoter group" are in excess of 1% of the total number of shares

Sr. No.	Name of the DR Holder	Type of outstanding DR (ADRs, GDRs, SDRs, etc.)	Number of shares underlying outstanding DRs	Shares underlying outstanding DRs as a percentage of total number of shares [i.e., Grand Total (A)+(B)+(C) indicated in Statement at para (11a) above]
NOT ANY				
TOTAL	NA	NIL	NIL	NIL


FOR ADVIK INDUSTRIES LTD.
VIRENDER KUMAR AGARWAL
DIRECTOR, DIN 10833103