

Statement Showing Shareholding Pattern

Category Code	Category of shareholder	Number of shareholders	Total number of shares	Number of shares held in dematerialized form	Total Shareholding as a percentage of total number of shares		Shares pledged or otherwise encumbered	
					As a percentage of (A+B)	As a percentage of (A+B+C)	Number of shares	As a percentage
(I)	(II)	(III)	(IV)	(V)	(VI)	(VII)	(VIII)	(IX)=(VIII)/(IV)*100
(A)	Shareholding of Promoter and Promoter Group							
1	Indian							
(a)	Individuals/ Hindu Undivided Family	4	2240960	NIL	48.85	48.85	N.A.	N.A.
(b)	Central Government/ State Government(s)	NIL	NIL	NIL	NIL	NIL	N.A.	N.A.
(c)	Bodies Corporate	NIL	NIL	NIL	NIL	NIL	N.A.	N.A.
(d)	Financial Institution/Banks	NIL	NIL	NIL	NIL	NIL	N.A.	N.A.
(e)	Any Other (specify)							
(e-I)		N.A.	N.A.	N.A.	N.A.	N.A.	N.A.	N.A.
(e-II)		N.A.	N.A.	N.A.	N.A.	N.A.	N.A.	N.A.
	Sub Total (A)(1)	4	2240960	N.A.	48.85	48.85	N.A.	N.A.
2	Foreign							
(a)	Individuals (Non Resident Individuals/ Foreign Individuals	NIL	NIL	NIL	NIL	NIL	N.A.	N.A.
(b)	Bodies Corporate	NIL	NIL	NIL	NIL	NIL	N.A.	N.A.
(c)	Institutions	NIL	NIL	NIL	NIL	NIL	N.A.	N.A.
(d)	Qualified Foreign Investor	NIL	NIL	NIL	NIL	NIL	N.A.	N.A.
(e)	Any Other (specify)							
(e-I)		NIL	NIL	NIL	NIL	NIL	N.A.	N.A.
(e-II)		NIL	NIL	NIL	NIL	NIL	N.A.	N.A.
	Sub Total (A)(2)	0	0	0	0.00	0.00	N.A.	N.A.
	Total Shareholding of Promoter and Promoter Group (A)= (A)(1)+(A)(2)	4	2240960	NIL	48.85	48.85	NIL	NIL
(B)	Public Shareholding							
1	Institutions							
(a)	Mutual Funds/UTI	NIL	NIL	NIL	NIL	NIL	N.A.	N.A.
(b)	Financial Institution/Banks	NIL	NIL	NIL	NIL	NIL	N.A.	N.A.
(c)	Central Government/ State Government(s)	NIL	NIL	NIL	NIL	NIL	N.A.	N.A.
(d)	Venture Capital Funds	NIL	NIL	NIL	NIL	NIL	N.A.	N.A.
(e)	Insurance Companies	NIL	NIL	NIL	NIL	NIL	N.A.	N.A.

(f)	Foreign Institutional Investors	NIL	NIL	NIL	NIL	NIL	N.A.	N.A.
(g)	Foreign Venture Capital Investors	NIL	NIL	NIL	NIL	NIL	N.A.	N.A.
(h)	Qualified Foreign Investor	NIL	NIL	NIL	NIL	NIL	N.A.	N.A.
(i)	Any Other (specify)							
(i-i)		N.A.	N.A.	N.A.	N.A.	N.A.	N.A.	N.A.
(i-ii)		N.A.	N.A.	N.A.	N.A.	N.A.	N.A.	N.A.
	Sub Total (B)(1)	NIL	NIL	NIL	NIL	NIL	NIL	NIL
B2	Non Institutions							
(a)	Bodies Corporate	3	1082000	Nil	23.59	23.59	N.A.	N.A.
(b)	Individuals -							
I	Individual shareholders holding nominal share capital up to Rs. 1 lakh.	47	229750	Nil	5.01	5.01	N.A.	N.A.
II	Individual shareholders holding nominal share capital in excess of Rs. 1 lakh.	42	1034650	Nil	22.55	22.55	N.A.	N.A.
(c)	Qualified Foreign Investor	NIL	NIL	NIL	NIL	NIL	N.A.	N.A.
(d)	Any Other (specify)							
(d-i)	Hindu Undivided Family	NIL	NIL	NIL	NIL	NIL	N.A.	N.A.
(d-ii)	Clearing Members/ House	NIL	NIL	NIL	NIL	NIL	N.A.	N.A.
	Sub-Total (B)(2)	92	2346400	NIL	51.15	51.15	NIL	NIL
(B)	Total Public Shareholding (B)= B(1) + B(2)	92	2346400	NIL	51.15	51.15	NIL	NIL
	Total (A) + (B)	96	4587360	NIL	100.00	100.00	NIL	NIL
(C)	Shares held by custodians and against which Depository Receipts have been issued							
(a)	Promoter and Promoter Group	Nil	Nil	Nil	NA	NA	NA	NA
(b)	Public	Nil	Nil	Nil	NA	NA	NA	NA
	Sub-Total (C)							
	Grand Total (A)+(B)+(C)	96	4587360	NIL	100.00	100.00	NIL	NIL

For Advik Industries Limited



Director

No

Notes

NOT ANY

For Advik Industries Limited

A handwritten signature in black ink, consisting of a vertical line on the left and a horizontal line extending to the right with some scribbles.

Director

(1) (b) Statement showing holding of securities (including shares, warrants, convertible securities) of persons belonging to the category "Promoter and Promoter Group"

Sr. No.	Name of the Shareholder	Details of Shares held			Encumbered Shares (*)			Details of warrants		Details of convertible securities		Total shares (including underlying shares assuming conversion of warrants and convertible securities) as a % of diluted share capital
		Number	As a % of grand total (A)+(B)+(c)	Number	As a %	As a % of grand total (A+B+C) of sub clause (i)(a)	Number of warrants held	As a % total number of warrants of the same class	Number of convertible securities held	As a % total number of convertible securities of the same class		
											(III)	
1	V.K. AGARWAL	1522460	33.19	N.A.	N.A.	N.A.	N.A.	N.A.	N.A.	N.A.	N.A.	N.A.
2	MANJU AGARWAL	143400	3.13	N.A.	N.A.	N.A.	N.A.	N.A.	N.A.	N.A.	N.A.	N.A.
3	RISHAB KUMAR AGARWAL	392400	8.55	N.A.	N.A.	N.A.	N.A.	N.A.	N.A.	N.A.	N.A.	N.A.
4	VIRENDRA KUMAR AGARWAL (HUF)	182700	3.98	N.A.	N.A.	N.A.	N.A.	N.A.	N.A.	N.A.	N.A.	N.A.
	TOTAL	2240960	48.85									

For Advik Industries Limited



Director

(I)(c)(i) Statement showing holding of securities (including shares, warrants, convertible securities) of persons belonging to the category "Public" and holding more than 1% of the total number of shares.

Sr. No.	Name of the shareholder	Number of shares held	Shares as a percentage of total number of shares (i.e., Grand Total (A)+(B)+(C) indicated in Statement at para (I)(a) above)	Details of warrants		Details of convertible securities		Total shares (including underlying shares assuming full conversion of warrants and convertible securities) as a % of diluted share capital
				Number of warrants held	As a % total number of warrants of the same class	Number of convertible securities held	% w.r.t total number of convertible securities of the same class	
1	VIPUL GUPTA	64800	1.41	N.A.	N.A.	N.A.	N.A.	N.A.
2	ASHA GUPTA	61000	1.33	N.A.	N.A.	N.A.	N.A.	N.A.
3	VINOD KUMAR AGARWAL	55000	1.20	N.A.	N.A.	N.A.	N.A.	N.A.
4	AJAY KUMAR KAUSHIK	50400	1.10	N.A.	N.A.	N.A.	N.A.	N.A.
5	RANJITGARH FINANCE CO. PRIVATE LIMITED	186000	4.05	N.A.	N.A.	N.A.	N.A.	N.A.
6	SRIJAN INFRA PROJECTS PRIVATE LIMITED	138000	3.01	N.A.	N.A.	N.A.	N.A.	N.A.
7	SHASHI GARG	50000	1.09	N.A.	N.A.	N.A.	N.A.	N.A.
8	GEETESH GARG	50000	1.09	N.A.	N.A.	N.A.	N.A.	N.A.
9	RAKESH GARG	50000	1.09	N.A.	N.A.	N.A.	N.A.	N.A.
10	NAU-NIDH FINANCE LIMITED	758000	16.52	N.A.	N.A.	N.A.	N.A.	N.A.

For Advik Industries Limited




Director

(I)(c)(ii) Statement showing holding of securities (including shares, warrants, convertible securities) of persons (together with PAC) belonging to the category "Public" and holding more than 5% of the total number of shares of the company

Sr. No.	Name(s) of the shareholder(s) and the Persons Acting in Concert (PAC) with them	Number of shares	Shares as a percentage of total number of shares (i.e., Grand Total (A)+(B)+(C) indicated in Statement at para (I)(a) above)	Details of warrants		Details of convertible securities		Total shares (including underlying shares assuming full conversion of warrants and convertible securities) as a % of diluted share capital
				Number of warrants	As a % total number of warrants of the same class	Number of convertible securities held	% w.r.t total number of convertible securities of the same class	
1	NAU-NIDH FINANCE LIMITED	758000	16.52	N.A.	N.A.	N.A.	N.A.	N.A.

For Advik Industries Limited




Director

Statement showing details of locked-in shares

Sr. No.	Name of the shareholder	Number of locked-in shares	Locked-in shares as a percentage of total number of shares {i.e., Grand Total (A)+(B)+(C) indicated in Statement at para (I)(a) above}
1	NAU-NIDH FINANCE LIMITED	108000	2.35

For Advik Industries Limited




Director

(II) Statement showing details of Depository Receipts (DRs)

(a)

Sr. No.	Type of outstanding DR (ADRs, GDRs, SDRs etc.)	Number of outstanding DRs	Number of shares underlying outstanding DRs	Shares lying outstanding DRs as a percentage of total number of shares {i.e., Grand Total (A)+(B)+(C) indicated in Statement at para (1)(a) above}
NOT ANY				

For Advik Industries Limited



Director